

Source: Okayama University (JAPAN), Public Relations Division

For immediate release: 22 March 2022

Okayama University research: Understanding insect leg regeneration

(Okayama, 22 March) **Researchers at Okayama University report in *Development* the biomolecular mechanisms underlying leg regeneration in the two-spotted cricket, an insect capable of regrowing a leg following amputation.**

In organisms, tissue lost by a wound can be partially restored — and sometimes even completely. The ability to regenerate tissue varies across animal species. The regenerative abilities of humans are limited, whereas those of certain insects are such that they can regrow limbs. The latter is possible because at a wound, these insects can form a blastema, a group of special cells that can proliferate and differentiate, that is, change into different cell types. In order to better understand tissue regeneration, it is important to identify the biomolecular mechanisms that govern blastema formation. Now, Senior Lecturer BANDO Tetsuya and OKUMURA Misa (graduate students), Professor OHUCHI Hideyo from Okayama University and colleagues have performed experiments on leg regeneration in the two-spotted cricket (*Gryllus bimaculatus*), and found which genes and associated signaling pathways play a role in leg regrowth in this type of cricket.


The scientists first looked at the effect of amputating a leg of a two-spotted cricket on gene expression (the production of biomolecules, typically proteins, encoded in the gene). They noted that certain genes from a set known as Toll genes displayed significant upregulated expression for up to 48 hours after leg amputation. Senior Lecturer BANDO and colleagues then applied a technique called RNA interference (RNAi), a gene ‘silencing’ procedure with which the production level of biomolecules associated with a specific gene can be reduced in a controlled way. Applying RNAi targeted at various Toll genes resulted in regrown but sometimes malformed legs, showing how genes affect the phenotype — in this case, leg morphology. From these experiments, it became clear that two genes, labeled Toll2-1 and Toll2-2, play a central role in blastemal formation and leg regeneration.

Further experiments showed that Toll2-2 regulates the accumulation of so-called plasmotocytes into the blastema that forms in the wound region. Plasmotocytes are insect macrophages, cells that can ‘eat’ harmful bacteria or organisms, and as such are an important part of an insect’s immune system. Apart from neutralizing ‘intruders’, macrophages help temper inflammation reactions by releasing cytokines. The latter are relatively small proteins that play important roles in cell signaling — the collective of processes that underlies the communication between different parts of an organism. The researchers found that the Toll2-2-regulated plasmotocyte accumulation triggers, through the release of cytokines, a signaling pathway that ultimately results in the blastemal cell proliferation leading to cricket leg regeneration.

The findings of Senior Lecturer BANDO and colleagues regarding the two-spotted cricket are relevant for the wider class of hemimetabolous insects (insects that do not have a pupal stage in their development, but rather transform gradually from egg to nymph to adult.) Quoting the scientists: “this study provides new insights into the function of Toll-related signaling for leg regeneration via plasmatocytes.”

### Background

**Regeneration:** Biological regeneration refers to the process of restoring damaged or lost tissue. It makes individual cells and whole organisms resilient to natural perturbations or wounding. All species, from bacteria to humans, are capable of regeneration, but to different extents — regeneration can be complete or incomplete. Among the vertebrates, newts and salamanders have high regeneration capabilities; they can indeed regenerate various body parts including eyes, jaws, limbs and tails. Insects also display regeneration; the class of hemimetabolous insects (not undergoing a pupal stage during development) can regrow limbs, but only until the final molt (molting refers to the casting off of an outer layer during development). Senior Lecturer BANDO Tetsuya from Okayama University and colleagues have now investigated limb regeneration in the two-spotted cricket, and identified the genes and the signaling pathways that promote leg regeneration in this type of hemimetabolous insect.



### Figure

Different phenotypes of regenerated legs of two-spotted crickets after RNA interference against Toll genes.

### Reference


Tetsuya Bando, Misa Okumura, Yuki Bando, Marou Hagiwara, Yoshimasa Hamada, Yoshiyasu Ishimaru, Taro Mito, Eri Kawaguchi, Takeshi Inoue, Kiyokazu Agata, Sumihare Noji, Hideyo Ohuchi. Toll signalling promotes blastema cell proliferation during cricket leg regeneration via insect macrophages. *Development*. 2022, 149 (8): dev199916.

DOI : 10.1242/dev.199916

<https://journals.biologists.com/dev/article-abstract/149/8/dev199916/273331/Toll-signalling-promotes-blastema-cell?redirectedFrom=fulltext>

### Correspondence to

Senior Lecturer BANDO Tetsuya, Ph.D.  
 Department of Cytology and Histology,  
 Graduate School of Medicine, Dentistry and Pharmaceutical  
 Sciences, Okayama University, 2-5-1, Shikata-cho, Kita-ku,  
 Okayama 700-8558, Japan  
 E-mail: [tbando@cc.okayama-u.ac.jp](mailto:tbando@cc.okayama-u.ac.jp)  
<http://www.okayama-u.ac.jp/user/anatomy1/index-en.html>



Senior Lecturer BANDO Tetsuya  
 and Ph.D. student OKUMURA Misa

### Further information

Okayama University  
 1-1-1 Tsushima-naka , Kita-ku , Okayama 700-8530, Japan  
 Public Relations Division  
 E-mail: [www-adm@adm.okayama-u.ac.jp](mailto:www-adm@adm.okayama-u.ac.jp)  
 Website: [http://www.okayama-u.ac.jp/index\\_e.html](http://www.okayama-u.ac.jp/index_e.html)  
 Okayama Univ. e-Bulletin: <http://www.okayama-u.ac.jp/user/kouhou/ebulletin/>  
 We love OKAYAMA UNIVERSITY:  
<https://www.youtube.com/watch?v=7cXlTtQIk3E>  
 Okayama University Image Movie (2020):  
<https://www.youtube.com/watch?v=vQxeL0ztSLA>  
 Okayama University supports the Sustainable Development Goals: <https://sdgs.okayama-u.ac.jp/en/>



### Okayama University Medical Research Updates (OU-MRU)

- The whole volume : [OU-MRU \(1-\)](#)
- Vol.1 : [Innovative non-invasive 'liquid biopsy' method to capture circulating tumor cells from blood samples for genetic testing](#)
  - Vol.2 : [Ensuring a cool recovery from cardiac arrest](#)
  - Vol.3 : [Organ regeneration research leaps forward](#)
  - Vol.4 : [Cardiac mechanosensitive integrator](#)
  - Vol.5 : [Cell injections get to the heart of congenital defects](#)
  - Vol.6 : [Fourth key molecule identified in bone development](#)
  - Vol.7 : [Anticancer virus solution provides an alternative to surgery](#)
  - Vol.8 : [Light-responsive dye stimulates sight in genetically blind patients](#)
  - Vol.9 : [Diabetes drug helps towards immunity against cancer](#)
  - Vol.10 : [Enzyme-inhibitors treat drug-resistant epilepsy](#)
  - Vol.11 : [Compound-protein combination shows promise for arthritis treatment](#)
  - Vol.12 : [Molecular features of the circadian clock system in fruit flies](#)
  - Vol.13 : [Peptide directs artificial tissue growth](#)

- Vol.14 : [Simplified boron compound may treat brain tumours](#)
- Vol.15 : [Metamaterial absorbers for infrared inspection technologies](#)
- Vol.16 : [Epigenetics research traces how crickets restore lost limbs](#)
- Vol.17 : [Cell research shows pathway for suppressing hepatitis B virus](#)
- Vol.18 : [Therapeutic protein targets liver disease](#)
- Vol.19 : [Study links signalling protein to osteoarthritis](#)
- Vol.20 : [Lack of enzyme promotes fatty liver disease in thin patients](#)
- Vol.21 : [Combined gene transduction and light therapy targets gastric cancer](#)
- Vol.22 : [Medical supportive device for hemodialysis catheter puncture](#)
- Vol.23 : [Development of low cost oral inactivated vaccines for dysentery](#)
- Vol.24 : [Sticky molecules to tackle obesity and diabetes](#)
- Vol.25 : [Self-administered aroma foot massage may reduce symptoms of anxiety](#)
- Vol.26 : [Protein for preventing heart failure](#)
- Vol.27 : [Keeping cells in shape to fight sepsis](#)
- Vol.28 : [Viral-based therapy for bone cancer](#)
- Vol.29 : [Photoreactive compound allows protein synthesis control with light](#)
- Vol.30 : [Cancer stem cells' role in tumor growth revealed](#)
- Vol.31 : [Prevention of RNA virus replication](#)
- Vol.32 : [Enzyme target for slowing bladder cancer invasion](#)
- Vol.33 : [Attacking tumors from the inside](#)
- Vol.34 : [Novel mouse model for studying pancreatic cancer](#)
- Vol.35 : [Potential cause of Lafora disease revealed](#)
- Vol.36 : [Overloading of protein localization triggers cellular defects](#)
- Vol.37 : [Protein dosage compensation mechanism unravelled](#)
- Vol.38 : [Bioengineered tooth restoration in a large mammal](#)
- Vol.39 : [Successful test of retinal prosthesis implanted in rats](#)
- Vol.40 : [Antibodies prolong seizure latency in epileptic mice](#)
- Vol.41 : [Inorganic biomaterials for soft-tissue adhesion](#)
- Vol.42 : [Potential drug for treating chronic pain with few side effects](#)
- Vol.43 : [Potential origin of cancer-associated cells revealed](#)
- Vol.44 : [Protection from plant extracts](#)
- Vol.45 : [Link between biological-clock disturbance and brain dysfunction uncovered](#)
- Vol.46 : [New method for suppressing lung cancer oncogene](#)
- Vol.47 : [Candidate genes for eye misalignment identified](#)
- Vol.48 : [Nanotechnology-based approach to cancer virotherapy](#)
- Vol.49 : [Cell membrane as material for bone formation](#)
- Vol.50 : [Iron removal as a potential cancer therapy](#)
- Vol.51 : [Potential of 3D nanoenvironments for experimental cancer](#)
- Vol.52 : [A protein found on the surface of cells plays an integral role in tumor growth and sustenance](#)
- Vol.53 : [Successful implantation and testing of retinal prosthesis in monkey eyes with retinal degeneration](#)
- Vol.54 : [Measuring ion concentration in solutions for clinical and environmental research](#)

- Vol.55 : [Diabetic kidney disease: new biomarkers improve the prediction of the renal prognosis](#)
- Vol.56 : [New device for assisting accurate hemodialysis catheter placement](#)
- Vol.57 : [Possible link between excess chewing muscle activity and dental disease](#)
- Vol.58 : [Insights into mechanisms governing the resistance to the anti-cancer medication cetuximab](#)
- Vol.59 : [Role of commensal flora in periodontal immune response investigated](#)
- Vol.60 : [Role of commensal microbiota in bone remodeling](#)
- Vol.61 : [Mechanical stress affects normal bone development](#)
- Vol.62 : [3D tissue model offers insights into treating pancreatic cancer](#)
- Vol.63 : [Promising biomarker for vascular disease relapse revealed](#)
- Vol.64 : [Inflammation in the brain enhances the side-effects of hypnotic medication](#)
- Vol.65 : [Game changer: How do bacteria play Tag?](#)
- Vol.66 : [Is too much protein a bad thing?](#)
- Vol.67 : [Technology to rapidly detect cancer markers for cancer diagnosis](#)
- Vol.68 : [Improving the diagnosis of pancreatic cancer](#)
- Vol.69 : [Early gastric cancer endoscopic diagnosis system using artificial intelligence](#)
- Vol.70 : [Prosthetics for Retinal Stimulation](#)
- Vol.71 : [The nervous system can contribute to breast cancer progression](#)
- Vol.72 : [Synthetic compound provides fast screening for potential drugs](#)
- Vol.73 : [Primary intraocular lymphoma does not always spread to the central nervous system](#)
- Vol.74 : [Rising from the ashes—dead brain cells can be regenerated after traumatic injury](#)
- Vol.75 : [More than just daily supplements — herbal medicines can treat stomach disorders](#)
- Vol.76 : [The molecular pathogenesis of muscular dystrophy-associated cardiomyopathy](#)
- Vol.77 : [Green leafy vegetables contain a compound which can fight cancer cells](#)
- Vol.78 : [Disrupting blood supply to tumors as a new strategy to treat oral cancer](#)
- Vol.79 : [Novel blood-based markers to detect Alzheimer’s disease](#)
- Vol.80 : [A novel 3D cell culture model sheds light on the mechanisms driving fibrosis in pancreatic cancer](#)
- Vol.81 : [Innovative method for determining carcinogenicity of chemicals using iPS cells](#)
- Vol.82 : [Making memories — the workings of a neuron revealed](#)
- Vol.83 : [Skipping a beat — a novel method to study heart attacks](#)
- Vol.84 : [Friend to Foe—When Harmless Bacteria Turn Toxic](#)
- Vol.85 : [Promising imaging method for the early detection of dental caries](#)
- Vol.86 : [Plates and belts — a toolkit to prevent accidental falls during invasive vascular procedures](#)
- Vol.87 : [Therapeutic potential of stem cells for treating neurodegenerative disease](#)
- Vol.88 : [Nanotechnology for making cancer drugs more accessible to the brain](#)
- Vol.89 : [Studying Parkinson’s disease with face-recognition software](#)
- Vol.90 : [High levels of television exposure affect visual acuity in children](#)
- Vol.91 : [Meeting high demand: Increasing the efficiency of antiviral drug production in bacteria](#)
- Vol.92 : [Numerical modelling to assist the development of a retinal prosthesis](#)

- Vol.93 : [Repurposing cancer drugs: An innovative therapeutic strategy to fight bone cancer](#)  
Vol.94 : [A berry vine found in Asia proves useful in combating lung cancer](#)  
Vol.95 : [A new avenue for detecting cancer in the blood](#)  
Vol.96 : [Automated cell image analysis](#)  
Vol.97 : [Artificial intelligence helps to determine cancer invasion](#)  
Vol.98 : [Okayama University launches clinical trials of a jawbone regeneration therapy using human BMP-2 transgenic protein derived from \*Escherichia coli\*.](#)  
Vol.99 : [A rapid flow process that can convert droplets into multilayer polymeric microcapsules](#)



「Junko Fukutake Hall」 Kazuyo Sejima + Ryue Nishizawa / SANAA  
Okayama University (Shikata Campus, Okayama City)  
[http://www.okayama-u.ac.jp/eng/access\\_maps/index.html](http://www.okayama-u.ac.jp/eng/access_maps/index.html)



Okayama University supports the Sustainable Development Goals

◆ About Okayama University

Okayama University is one of the largest comprehensive universities in Japan with roots going back to the Medical Training Place sponsored by the Lord of Okayama and established in 1870. Now with 1,300 faculty and 13,000 students, the University offers courses in specialties ranging from medicine and pharmacy to humanities and physical sciences.

Okayama University is located in the heart of Japan approximately 3 hours west of Tokyo by Shinkansen.

Website: [http://www.okayama-u.ac.jp/index\\_e.html](http://www.okayama-u.ac.jp/index_e.html)



Japan (日本)



Hirofumi Makino, M.D., Ph.D.  
President, Okayama University




Japan.  
Committed to SDGs



岡山大学  
OKAYAMA UNIVERSITY



“Okayama University supports the Sustainable Development Goals”



**Okayama University Integrated Report**

=> [click](#)



An integrated report is intended to explain how an organization creates value over time through an organic integration of the vision and the combination of financial information and other information. Through this report we hope to promote greater interest in Okayama University among readers everywhere. In order to help us make improvements in future editions, we encourage you to contact us with any comments and suggestions you may have.